

# iPads and Digital Story Telling in the Inclusive Classroom



August 30, 2012  
Karla Holt



1

## iPads in the Classroom

- I-I
- iPad carts
- Student Owned
- shared



2

# Why Digital Story Telling???



3

# Splice



# Metis by tye

- **4.2.2 - assess, critically, how the cultural and linguistic heritage and diversity of Alberta has evolved over time by exploring and reflecting upon the following questions and issues:**
- In what ways did Francophones establish their roots in urban and rural Alberta (i.e., voyageurs, missionary work, founding institutions, media, politics, commerce)?
- How did the Métis Nation and Métis settlements contribute to Alberta's identity (i.e., languages, accomplishments)?

4

# Splice



- explore techniques, such as visual imagery, sound, flashback and voice inflection, in oral, print and other media texts
- choose life themes encountered in reading, listening and viewing activities, and in own experiences, for creating oral, print and other media texts
- determine purpose and audience needs to choose forms, and organize ideas and details in oral, print and other media texts
- express the same ideas in different forms and genres; compare and explain the effectiveness of each for audience and purpose
- work collaboratively to revise and enhance oral, print and other media texts
- assume a variety of roles, and share responsibilities as a group member

5

## Digital Story Telling Apps

(Image and Video Editors - a small selection)



### Splice - Video Editor (free)

- iPhone App (also works on iPad/iPod)
- Use images and/or video, voice over and music; Title slides; No title overlays
- Basic, simple and easy to use
- Export to camera roll



### Reel Director - Video Editor \$1.99

- iPhone/iPad/iPod
- Use images and/or video, voice over and music
- email, youtube or export to camera roll



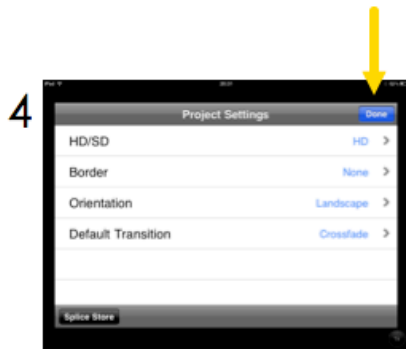
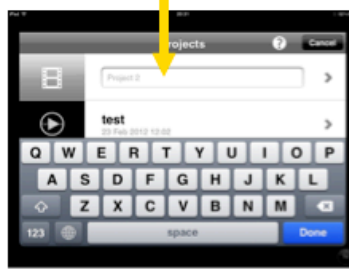
### iMovie \$4.99

- iPhone/iPad/iPod
- Use images and/or video, voice over and music, themes
- More complex, but still easy to use.
- export to camera roll, youtube, facebook and iTunes.

6



## Splice Video Editing App



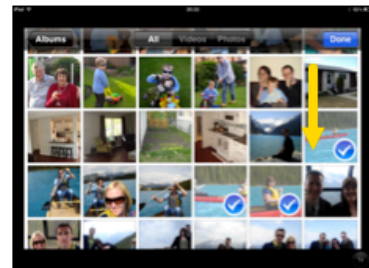
### 5. Title



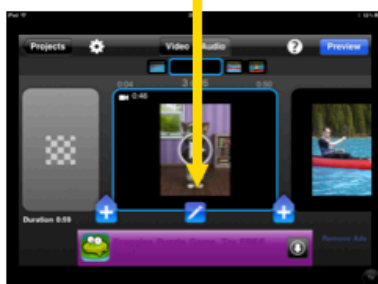
7



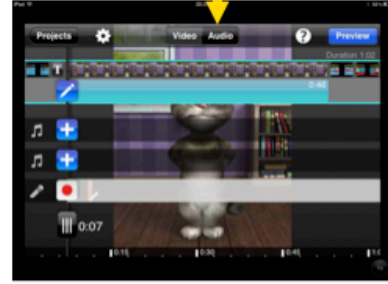
## Splice Video Editing App



To edit:



To add sounds-Audio:



8



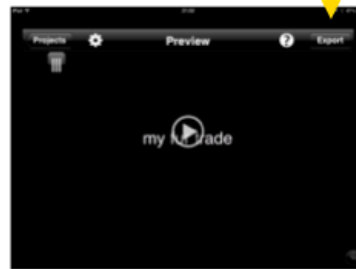
## Splice Video Editing App

To preview and export:

1.



2.



3. Choose a file size.




4. Completed video will be in your camera roll.



9

# Your Turn

- Use one of the apps to create a short digital story.
- Tip: To save an image from safari, **long click** on it and press save image. This saves it into your camera roll.



10

# Stop-Motion Animation



## StoMo- Free

- iPad/iPhone/iPod
- Quickly and easily create a stop-motion animation
- Film animation in StoMo then edit video (add titles and sounds in video editing app like Splice).

Bone Diggers

11



## Model Making:

★ Keep your model **simple**.

★ Have **large eyes** or other features you can move.

★ Your model must be able to **stand up**.



12





**Filming:**  
**Playback your animation**  
**often to check it over.**

- To wink/blink:
- Take 6 frames then remove the eye(s).
  - Take 3-6 frames then put eye back on.
  - Take 6 frames.

1. Set up your "stage".

When done...

Speed up/slow down

Play your animation

To delete a frame.

Take picture.

13

## Your Turn

- Use StoMo to create a short stop-motion animation.
- Edit the animation in a video editing app such as splice.



14

# Digital Story Telling Apps

(Image only with Voice Over &/or Sound track - a small selection)



## SonicPics - \$2.99

- iPad/iPhone/iPad
- Title overlays, images only; voice over
- Allows sharing through file sharing (uploads it to a url where you can download the video on your computer) or through emailing.



## Videolicious - Free

- iPad/iPhone/iPad
- Automatically creates a digital story using images/video selected. You record yourself talking about what happened and the app creates the video.
- 50 second time limit

15

# Digital Story Telling Apps

Cartoon/Puppet - a small selection



## Toontastic - Free

- iPad
- Students are guided through the story writing process as they create a comic-style story using images and text.



## PuppetPals HD - Free

- iPad
- Quick and easy to create an animated puppet show. Use existing characters or create a character from your camera roll (or save an image from the internet).

16



# More Creating - Image Apps with Captions



## WordFoto (\$1.99)

Develop concepts with words and a photo. Add your own image and key words. Your new “wordy” image wi



## PicWall (free)

- Simple and easy to create a stunning photo poster with captions.



## Photocard Lite (free)

Create a post card on your iPad/iPod.  
Must have a Photocard account to email.  
You can take a screen shot to sav

17

# Story Writing Apps



## Scribble Press (free)

- Create books from scratch or from one of the templates.
- The templates provide a cloze passage to guide writing.
- Can send to iBooks on that iPad; Need a scribble press account to share with others.



## Story Patch (\$2.99)

- Students write stories (either independently or guided) using images and text.






## Book Creator (\$4.99)

- Easy to use book creation app—created book is sent to iBooks; add photos from camera roll or internet, record speech and add music.

18

# Getting Projects From the iPad

- Dropbox App 
- Moodle (mTouch) 
- Edmodo 
- Manual Sync - Image & Videos will be imported from the camera roll



19

## Closing

- What's your take-away?



20

[karla.holt@me.com](mailto:karla.holt@me.com)

App List:

<http://karlaholt.wikispaces.com/Ipad+Apps>

Lesson Plans & Resources:

[http://elearning.gsacrd.ab.ca/mod/resource/view.php?  
id=1724](http://elearning.gsacrd.ab.ca/mod/resource/view.php?id=1724)

(Login as a guest)